

## Manage all your network elements from one central location

Top 20 Total							
Mag Size	Size %	Mag Count	Count %	Segment Received	Segment Retry		
6346	<div><div></div></div> 0.195	15	<div><div></div></div> 0.125	2346	2443		

Top 20 Terminals -								
Terminal	Device ID	Mag Size	Size %	Mag Count	Count %	Segment Received	Segment Retry	Company
2	LBUT01WN1NS	413	<div><div></div></div> 0.0139	1	<div><div></div></div> 0.0000	198	153	7F45B65F-7203-6A8A-CF...
2	FHG74VQ58QW	449	<div><div></div></div> 0.0138	1	<div><div></div></div> 0.0000	152	173	7F45B65F-7203-6A8A-CF...
9	H8E74B8GJLJ	444	<div><div></div></div> 0.0137	1	<div><div></div></div> 0.0000	161	369	AAC6B8CC-F551-1281-40...
3	WGM41K18AZWD	442	<div><div></div></div> 0.0136	1	<div><div></div></div> 0.0000	170	133	07938CC6-2151-A408-79...
18	WVG33AK4FM	437	<div><div></div></div> 0.0135	1	<div><div></div></div> 0.0000	167	175	E4438CCE-9729-72C1-0C...
4	JN739QH04PS	428	<div><div></div></div> 0.0132	1	<div><div></div></div> 0.0000	148	164	3FC1A164-0155-07D2-5A...
4	RXT4GTA50L	426	<div><div></div></div> 0.0131	1	<div><div></div></div> 0.0000	162	157	A458C833-90CE-0E89-9B...
3	YXMS30CT6HH	415	<div><div></div></div> 0.0128	1	<div><div></div></div> 0.0000	163	190	07938CC6-2151-A408-79...
3	YF138PM5FV	413	<div><div></div></div> 0.0127	1	<div><div></div></div> 0.0000	112	154	07938CC6-2151-A408-79...
2	HAL25FMMUG	413	<div><div></div></div> 0.0127	1	<div><div></div></div> 0.0000	111	177	7F45B65F-7203-6A8A-CF...
		6346	0.195	15	0.125	2346	2443	

0.0139%

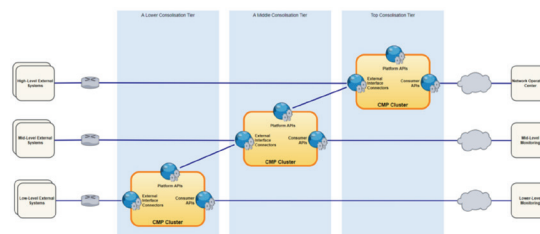
Size % For Top Terminal

0.0138%

Size % For Top 2nd Terminal

0.0138%

Size % For Top 3rd Terminal



## CMP features

## Observability, Issue Detection, and Resolution

- Informative, rich, web-based dashboards
- Feature-rich data graphing and trending
- User-configurable data aggregation, derivation, and organization
- Supports the creation of new data from ingested data
- Allows health criteria to be defined for any or all data
- Static and dynamic data hierarchies that propagate and summarize health status information
- Supports the creation of new holistic views with drill-down capabilities
- Time-tagged data with support for long-term retention and data down sampling
- Centralized log aggregation with dashboards
- Search and filter facilities

## Events and Alarms

- Events for significant occurrences
- Alarms for all data with health status
- Alert notifications for any or all alarm activity

## Command and Control

- A commanding engine with command initiation and tracking functions
- Integrated commanding widgets and displays

## Security

- Standards based mechanisms utilizing OAuth2, TLS, managed certificates, encryption, and more

## Interfaces

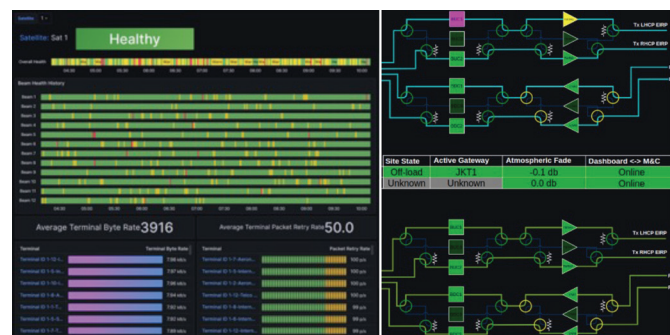
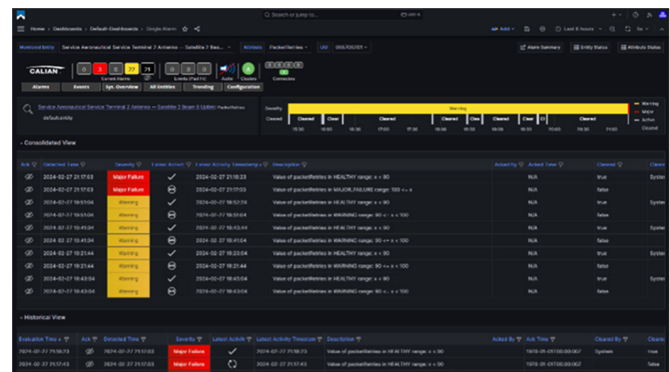
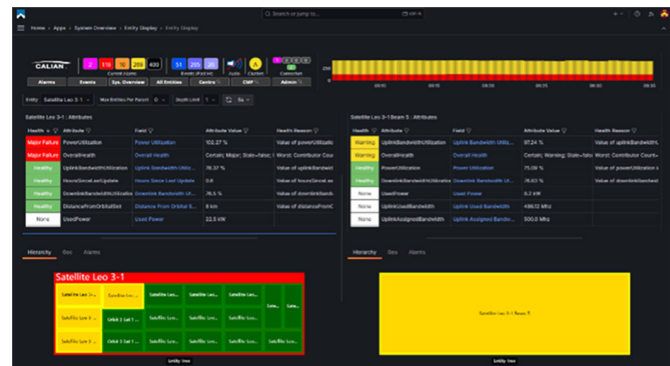
- Interface connectors for over 250 protocols
- Flexible data mapping from interface to model
- Integrates with Mon-A-Co Edge and sat-nms

## Flexible Deployment Options

- Supports bare metal, private, and public cloud installations
- Pairwise and clustered high-availability options
- Modular architecture

## System Changes and Expansion

- X, Y, and Z-axis scaling
- High degree of configurability and expansion through GUIs, YAML files, and scripts
- Integration APIs support customized services
- Simulators to support user-driven expansion
- Supports creation of new data and dashboards through user configuration
- User-driven and custom extensibility options



© Calian Group Ltd. A250218DS

calian.com/advanced-technologies/space/rf-systems/satcom/network-management  
For more information, contact: [monaco@calian.com](mailto:monaco@calian.com)

calian.com | info@calian.com | 1.877.225.4264 |   